

VISUAL GUIDELINES





TABLE OF CONTENTS

3	<i>BASIC ELEMENTS</i>
4	<i>TYPOGRAPHY</i>
5	<i>PRIMARY COLOURS</i>
6	<i>SECONDARY COLOURS</i>
7	<i>COLOUR VERSIONS</i>
8	<i>TRANSLATIONS</i>
9	<i>GRAPHIC ELEMENTS AND CONSTRUCTION</i>
10	<i>EU EMBLEM SIZE</i>
13	<i>EU EMBLEM MARGINS & POSITION</i>
14	<i>EYS LOGO SIZE</i>
15	<i>EYS LOGO MARGINS</i>
16	<i>EU EMBLEM & EYS LOGO ALIGNMENT</i>
20	<i>EU EMBLEM & EYS LOGO ASSOCIATION</i>
21	<i>EYS LOGO & EUROPEAN COMMISSION LOGO</i>
22	<i>IMAGERY</i>
23	<i>EXAMPLES</i>
24	<i>EYS LOGO & EUROPEAN UNION EMBLEM</i>
25	<i>EYS LOGO & EUROPEAN COMMISSION LOGO</i>



***BASIC
ELEMENTS***

PRIMARY COLOURS



CMYK
100 0 31 0

RVB
0 156 179

HEX
#009BB2

CMYK
4 41 96 0

RVB
240 163 11

HEX
#EFA20B

CMYK
100 92 36 27

RVB
35 43 86

HEX
232A56

SECONDARY COLOURS

For consistency reason, secondary colours must only be used when the communication is exclusively about European Year of Skills.

CMYK
77 94 0 0

RVB
97 47 136

HEX
#612F88

CMYK
70 0 86 0

RVB
79 176 79

HEX
#4FB04F

CMYK
0 84 94 0

RVB
232 67 29

HEX
#E8431D

CMYK
46 0 18 0

RVB
148 209 215

HEX
#94D1D7

CMYK
43 5 79 0

RVB
165 195 86

HEX
#A6C356

CMYK
0 37 5 0

RVB
246 186 207

HEX
#F6BACF

COLOUR VERSIONS



The logo is available in all EU languages.



FR



DE

A decorative graphic on the left side of the page consists of a grid of circles. The circles are arranged in a pattern that tapers to the right, with the largest circles on the left and the smallest on the right. The circles are a lighter shade of blue than the background.

***GRAPHIC
ELEMENTS AND
CONSTRUCTION***

EU EMBLEM SIZE

Portrait format:


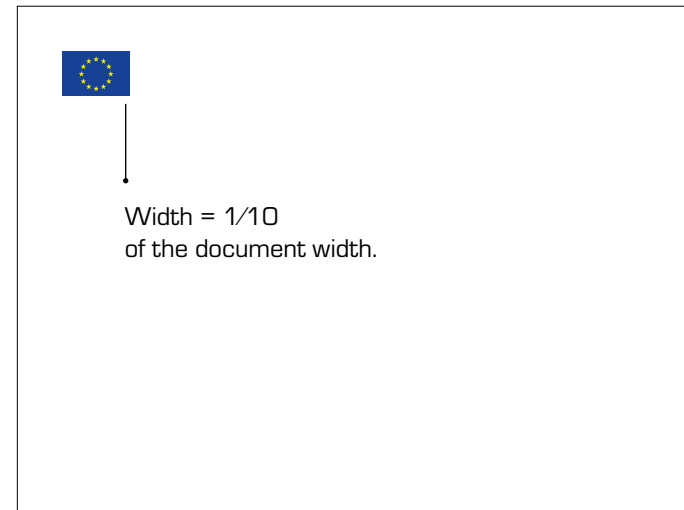
The width of the EU emblem is equal to 1/10 of the width of the document.*

Landscape format:

The width of the EU emblem is equal to 1/10 of the height of the document.*



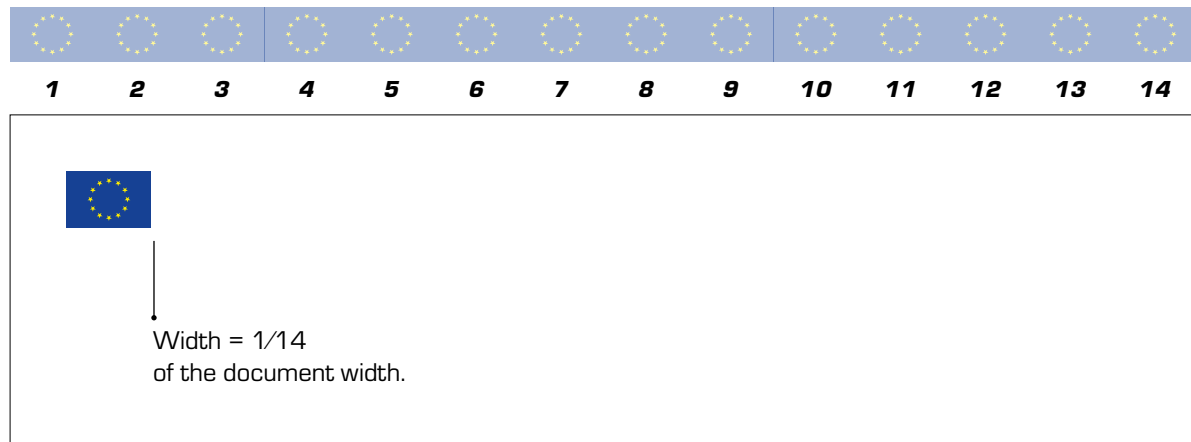
*When used on a coloured background, put a white border around the rectangle, with the width of this being equal to one 1/25 of the height of the rectangle.



EU EMBLEM SIZE

Narrow landscape format:

The width of the EU emblem is equal to $1/14$ of the width of the document.



EU EMBLEM SIZE

Narrow portrait format:

The width of the EU emblem is equal to $\frac{1}{6}$ of the width of the document.



1 **2** **3** **4** **5** **6**



Width = $\frac{1}{6}$
of the document width.

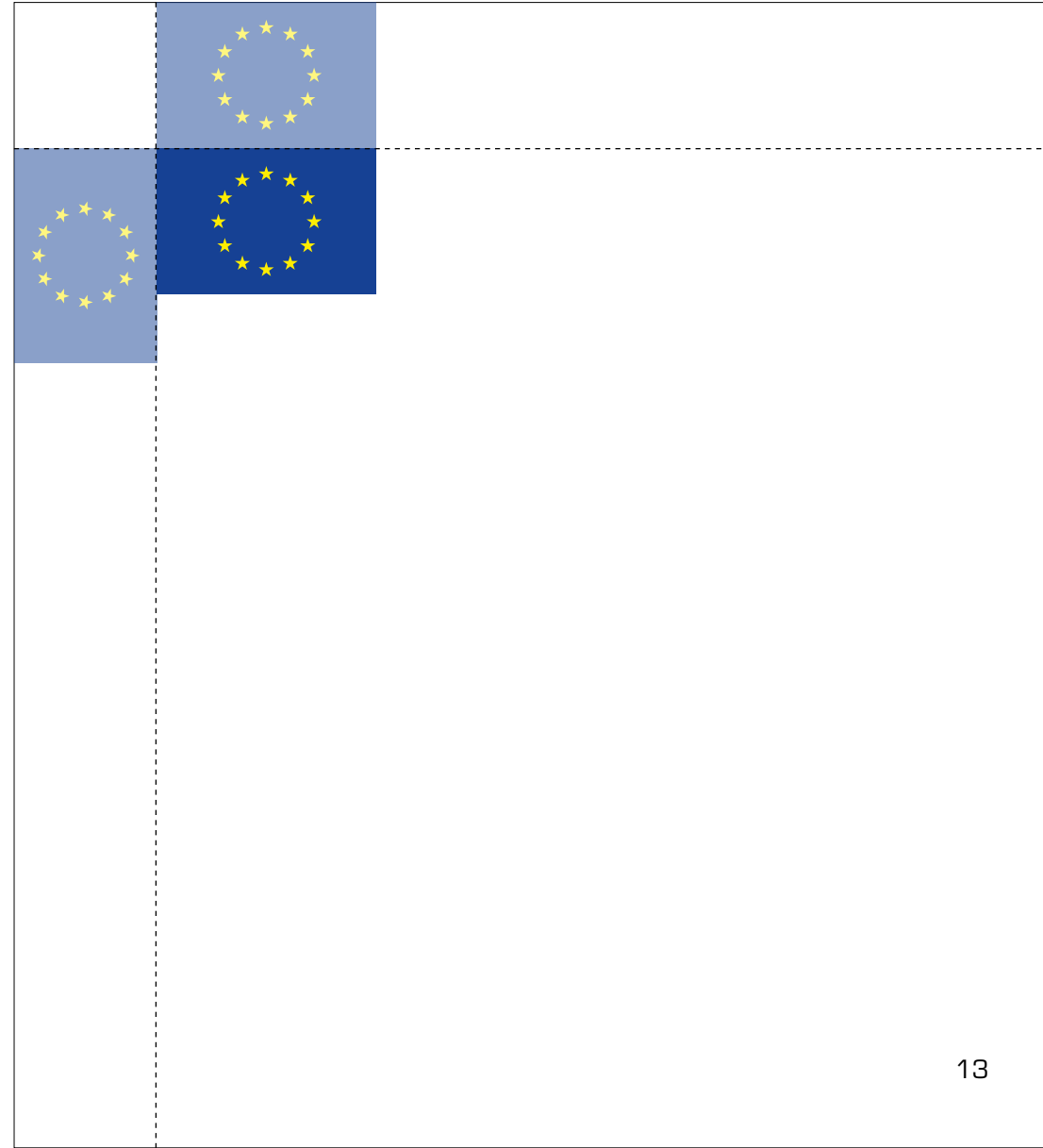
EU EMBLEM MARGINS & POSITION

A minimum amount of space around the emblem must be kept free of any text.

This space is determined by the height of the emblem.

The position of the emblem in print needs to be in the top left corner at all times.

The minimum width of the EU emblem is 10mm.



EYS LOGO SIZE

The size of the logo is determined by the EU emblem.

The size of the EU emblem and the logo must always remain in proportion.

The logo is equal to 300% of the height of the EU emblem.



EYS LOGO MARGINS

A minimum amount of space around the logo must be kept free of any text.

This space is determined by adding the height of the emblem on left, right and bottom sides. The top space is 1/2 height of the emblem.





EU EMBLEM & EYS LOGO ALIGNMENT

Logo and emblem can be placed either at the top or bottom of the document. They must remain inline.



EU EMBLEM & EYS LOGO ALIGNMENT

Logo and emblem can be placed either at the top or bottom of the document. They must remain inline.




EU EMBLEM & EYS LOGO ALIGNMENT

Logo and emblem can be placed either at the top or bottom of the document. They must remain inline.



EU EMBLEM & EYS LOGO ALIGNMENT

Logo and emblem can be placed either at the top or bottom of the document. They must remain inline.



EU EMBLEM & EYS LOGO ASSOCIATION

When the emblem and the logo need to be grouped for a specific use, the space between them is one height of the emblem.


The proportion needs to remain the same:
the logo height is 300% the height of the emblem.



EYS LOGO & EUROPEAN COMMISSION LOGO

For the communication of European Year of Skills throughout the European commission visual identity, the rule remains the same:

The logo height is 300% of the height of the emblem.





EXAMPLES





